

# Lesson Plan



## Lesson Name

Recognize and count numbers from 0-5.

## Level

71-3

## Materials

crayons, activity page 71-3

## Goal

Learn to recognize and count numbers from 0-5.

## Lesson

Your child will continue to count and recognize numbers from 0-5 today.

Show your child the activity page provided. Point to each numeral on the page and ask your child the name of each number. (If your child needs help, just simple remind your child the name of that number). Every time your child says the numeral name, have him/her show you how many fingers that number represents. Example: If your child points and says the number 2, then your child will hold up two fingers. If your child points and says the number 5, then your child will hold up 5 fingers. (For the number zero, your child may want to close all his/her fingers and just make a fist to represent "nothing.")

Have your child look at each numeral on the line and have your child color the correct amount of objects that ago with that numeral. Example: If the number is 3, then your child will only color 3 objects. There will be extra objects on the line so make sure you child only colors the correct number amount. Continue coloring each object to go with the numeral on each line until the worksheet is complete.

Take the completed worksheet and ask your child to point to each numeral that you call out. Call out random numbers from 0-5 then have your child point to the correct numeral. If your child needs help, just point to the correct numeral and try calling out that number again for extra practice.


Hang your child's finished worksheet somewhere so everyone can see it. Ask your child to point and tell several family members each number on the activity page. Your child will be very excited and proud of him/herself for being able to recognize several and maybe even all of the numbers from 0-5.

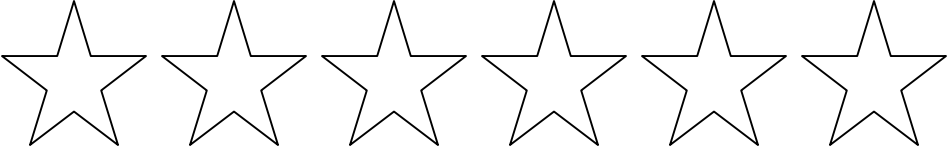
Reward your child.


Name \_\_\_\_\_

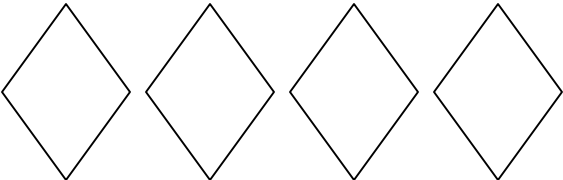



Color the correct amount of objects to go with each numeral.

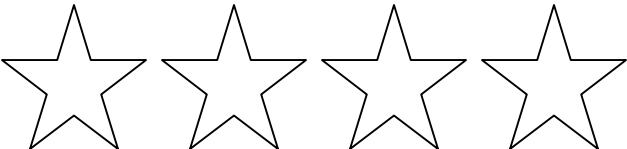
3 

5 

0 

1 








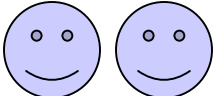
4 

2 

Name \_\_\_\_\_



Count each object below and circle the correct numeral that goes with it.

 1 2	 0 1	 3 5	 2 4
 4 5	 0 1	 3 4	 2 3

### Rainbow Review

Use the color below to circle the appropriate number.

0=Red 1=Blue 2=Yellow 3=Black 4=Green 5=Orange

0	2	4	5	4	0	3	1	2	4
1	3	4	0	1	4	5	3	4	5
2	4	5	3	4	5	2	0	1	5